

Bernina World of Sewing
Raleigh NC

This is, simply, a listing of what classes are shown via the “Classes” pages of our Website as of July 20, 2017. Although not a “Newsletter” as such, some of you prefer to print off information such as follows – and, this basic file is aimed at assisting you in doing that.

We look forward to seeing you at one of our classes and in our store.

Regards,
Webmaster at Bernina World of Sewing

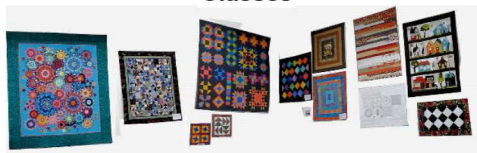
Upcoming Classes

Make certain that you pay attention to the store’s Website and eMails. That is your best source of information class and event –wise at our store. We look forward to seeing you, and working with you as your projects evolve.

Please be aware that the IN-STORE Calendar is the only official calendar!
Don't hesitate to call the store (919 782 2945) or, of course, stop by the store - for the latest information.

If you have any questions or otherwise, please:
send mail to: [Classes at Bernina World of Sewing Dot Com](mailto:Classes@BerninaWorldofSewing.com)

Classes



If you have any questions / classes-advice or otherwise, please:
[send mail to: Classes at Bernina World of Sewing dot com](mailto:Classes@BerninaWorldofSewing.com)

Special Event



Beginning Sewing (Kids Sewing)












Quilting





Upcoming Classes



July, 2017						
Sunday	Monday	Tuesday	Wednesday	Thursday	Friday	Saturday
16	17	18	19	20	21	22
23	24 Dog Days of Summer I 10:00am-1:00pm (Morning Session) 	25 Morning Gathering 2017 - Modern Neutrals 10:00am-4:00pm (Day Session)  Note: You must be pre-signed-up to attend a Gathering session.	26	27	28 Millefiori the Easy Way I 10:30am-12:00pm (Morning Session) 	29
30	31 Dog Days of Summer II 10:00am-1:00pm (Morning Session)					


August, 2017						
Sunday	Monday	Tuesday	Wednesday	Thursday	Friday	Saturday
		<p>1 Gelato I 10:00am-1:00pm (Morning Session)</p>  <p>Block Party 2017 6:00pm</p>  <p>Note: Please pre-sign-up prior to attending a Block Party session.</p>	<p>2 Design Workshop (Part 2) III 10:00am-1:00pm (Morning Session) Continue working on YOUR Piece, Designed by YOU with Sonja's help.</p>	<p>3 Bernina Club and Saturday Sampler</p>	<p>4 Bernina Club and Saturday Sampler</p>	<p>5 Bernina Club and Saturday Sampler</p>
6	7	<p>8 Gelato II 10:00am-1:00pm (Morning Session)</p> <p>Animal Collage Quilts I 6:00am-9:00pm (Evening Session)</p> 	<p>9 Gelato I 6:00-9:00pm (Evening Session)</p> 	10	<p>11 My Kinda Town I 10:00am-1:00pm (Morning Session)</p> 	<p>12 Beginner's Start to Finish I & II 10:00am-4:30pm (All-Day Sessions)</p> 
13	<p>14 Evening Gathering 2017 - Modern Neutrals 5:00-9:00pm (Evening Session)</p>	<p>15 Morning Gathering 2017 - Modern Neutrals 10:00am-4:00pm (Day Session)</p>	<p>16 Gelato II 6:00-9:00pm (Evening Session)</p>	17	<p>18 Millefiori the Easy Way II 10:30am-12:00pm (Morning Session)</p>	<p>19 Beginner's Start to Finish III & IV 10:00am-4:30pm (All-Day Sessions)</p>

	 <p>Note: You must be pre-signed-up to attend a Gathering session.</p>	 <p>Note: You must be pre-signed-up to attend a Gathering session.</p>				
20	<p>21</p> <p>In-Store Celebration of Solar Eclipse 2017 1:16-4:06pm (Afternoon Celebration)</p> 	<p>22</p> <p>Gelato III 10:00am-1:00pm (Morning Session)</p> <hr/> <p>Animal Collage Quilts II 6:00am-9:00pm (Evening Session)</p>	23	24	<p>25</p> <p>My Kinda Town II 10:00am-1:00pm (Morning Session)</p>	26
27	28	29	<p>30</p> <p>Gelato III 6:00-9:00pm (Evening Session)</p>	31		

September, 2017						
Sunday	Monday	Tuesday	Wednesday	Thursday	Friday	Saturday
					1	2
3	4	5	<p>6 Design Workshop (Part 2) IV 10:00am-1:00pm (Morning (Final) Session) Continue working on YOUR Piece, Designed by YOU with Sonja's help.</p>	7 Bernina Club and Saturday Sampler	8 Bernina Club and Saturday Sampler	9 Bernina Club and Saturday Sampler
10	<p>11 Mastering your BSR - BERNINA Stitch Regulator 10:00am-12:00pm (Morning Class)</p> <p>Evening Gathering 2017 - Modern Neutrals 5:00-9:00pm (Evening Session)</p>  Note: You must be pre-signed-up to attend a Gathering session.	<p>12 Block Party 2017 6:00pm</p>  Note: Please pre-sign-up prior to attending a Block Party session.	13	14	<p>15 Just The Two of Us (Evening Class) 6:00-9:00pm</p> 	<p>16 Try Out a New Sewing Machine - Find out if you like to sew! 10:00am-4:00pm (Full-Day class)</p> 
17	18	<p>15 Morning Gathering 2017 - Modern Neutrals 10:00am-4:00pm (Day Session)</p>  Note: You must be pre-signed-up to attend a Gathering session.	20	21	22	23
24	25	26	27	28	29	<p>30 Drunkard Path 10:00am-3:00pm (Full Mid-Day class)</p> 


October, 2017						
Sunday	Monday	Tuesday	Wednesday	Thursday	Friday	Saturday
1	2	<p>3</p> <p>Block Party 2017 6:00pm</p>  <p>Note: Please pre-sign-up prior to attending a Block Party session.</p>	4	<p>5</p> <p>Bernina Club and Saturday Sampler</p>	<p>6</p> <p>Bernina Club and Saturday Sampler</p>	<p>7</p> <p>Bernina Club and Saturday Sampler</p>
8	<p>9</p> <p>Evening Gathering 2017 - Modern Neutrals 5:00-9:00pm (Evening Session)</p>  <p>Note: You must be pre-signed-up to attend a Gathering session.</p>	10	<p>11</p> <p>Leave the Light On I 10:00am-2:00pm (Mid-Day session)</p> 	12	13	14
15	16	<p>17</p> <p>Morning Gathering 2017 - Modern Neutrals 10:00am-4:00pm (Day Session)</p>  <p>Note: You must be pre-signed-up to attend a Gathering session.</p>	<p>18</p> <p>North-South Bound I 6:00-9:00pm (Evening Session)</p> 	19	<p>20</p> <p>Just The Two of Us (Evening Class) 6:00-9:00pm</p> 	21
22	23	<p>24</p> <p>North-South Bound I 10:00am-1:00pm (Morning Session)</p> 	<p>25</p> <p>Leave the Light On II 10:00am-2:00pm (Mid-Day session)</p>	26	27	<p>28</p> <p>Christmas Tree 10:00am-4:00pm (Full-Day class)</p> 
29	30	31				

November, 2017						
Sunday	Monday	Tuesday	Wednesday	Thursday	Friday	Saturday
			<p>1</p> <p>North-South Bound II 6:00-9:00pm (Evening Session)</p>	<p>2</p> <p>Bernina Club and Saturday Sampler</p>	<p>3</p> <p>Bernina Club and Saturday Sampler</p>	<p>4</p> <p>Bernina Club and Saturday Sampler</p>
<p>5</p>	<p>6</p>	<p>7</p> <p>North-South Bound II 10:00am-1:00pm (Morning Session)</p> <hr/> <p>Block Party 2017 6:00pm</p>  <p>Note: Please pre-sign-up prior to attending a Block Party session.</p>	<p>8</p> <p>Hexagon Table Topper 10:00am-2:00pm (Mid-Day class)</p>  <hr/> <p>North-South Bound III 6:00-9:00pm (Evening Session)</p>	<p>9</p>	<p>10</p>	<p>11</p> <p>Beginner's Start to Finish I & II 10:00am-4:30pm (All-Day Sessions)</p> 
<p>12</p>	<p>13</p> <p>Evening Gathering 2017 - Modern Neutrals 5:00-9:00pm (Evening Session)</p>  <p>Note: You must be pre-signed-up to attend a Gathering session.</p>	<p>14</p> <p>North-South Bound III 10:00am-1:00pm (Morning Session)</p>	<p>15</p>	<p>16</p>	<p>17</p> <p>Just The Two of Us (Evening Class) 6:00-9:00pm</p> 	<p>18</p> <p>Beginner's Start to Finish III & IV 10:00am-4:30pm (All-Day Sessions)</p>
<p>19</p>	<p>20</p>	<p>21</p> <p>Morning Gathering 2017 - Modern Neutrals 10:00am-4:00pm (Day Session)</p>  <p>Note: You must be pre-signed-up to attend a Gathering session.</p>	<p>22</p>	<p>23</p>	<p>24</p>	<p>25</p>
<p>26</p>	<p>27</p>	<p>28</p>	<p>29</p> <p>French Fold Binding 6:00-9:00pm (Evening Class)</p> 	<p>30</p>		

December, 2017						
Sunday	Monday	Tuesday	Wednesday	Thursday	Friday	Saturday
					1	2
3	4	<p>5</p> <p>Block Party 2017 6:00pm</p>  <p>Note: Please pre-sign-up prior to attending a Block Party session.</p>	<p>6</p> <p>Holiday Table Runner Topper 10:00am-2:00pm (Mid-Day class)</p>	7 Bernina Club and Saturday Sampler	8 Bernina Club and Saturday Sampler	9 Bernina Club and Saturday Sampler
10	<p>11</p> <p>Evening Gathering 2017 - Modern Neutrals 5:00-9:00pm (Evening Session)</p>  <p>Note: You must be pre-signed-up to attend a Gathering session.</p>	12	13	14	<p>15</p> <p>Just The Two of Us (Evening Class) 6:00-9:00pm</p> 	16
17	18	<p>19</p> <p>Morning Gathering 2017 - Modern Neutrals 10:00am-4:00pm (Day Session)</p>  <p>Note: You must be pre-signed-up to attend a Gathering session.</p>	20	21	22	23
24	25	26	27	28	29	30
31						

Any questions or comments, please: [send mail to: Classes at Bernina World of Sewing](#)

Classes Special Events



Try Out a New Sewing Machine - Find out if you like to sew! \$Free (You purchase supplies at our store)

Instructor: Sonja Shogren

CL- TRY Saturday	September 16 2017	10:00 AM – 4:00 PM (Full- Day class)
------------------------	----------------------	--



Join us for a JellyRoll Race. Make a very easy lap-quilt top. We will provide the sewing machine, instructions and the teacher. You will have to purchase (at our store) thread and a package of pre-cut fabric (40 pieces 2 1/2" x Width of Fabric); we have plenty in the store to choose from. Class is free and class will be kept to a small size.

Skill level - Beginner and Up

Classes Beginning Sewing

Make certain that you pay attention to the store's Website and eMails.

Just The Two of Us \$30 per pair, each session "Kids Sewing"


Note: Each class, below, is separate and \$30 is for two persons per class. Some classes require a pattern to be purchased.

Instructor: Nancy Glasgow

New to sewing? Come join the fun one Friday evening each month. This class is set up for you and a friend, or Mom-daughter, grandmother-granddaughter or maybe Dad and son! Just the two of you sit side by side learning to use the sewing machine while creating some neat projects.

Skill level: Beginner, ages 8 and up.

Examples of Previous Projects



CL-
JUST2
Friday

September
15, 2017

6:00-9:00Pm
(Evening
class)

Stay tuned for
the class
program,

Skill level:
Beginner, ages
8 and up.

CL-
JUST2
Friday

October 20,
2017

6:00-9:00Pm
(Evening
class)

Stay tuned for
the class
program,
Skill level:
Beginner, ages
8 and up.

CL-
JUST2
Friday

November
17, 2017

6:00-9:00Pm
(Evening
class)

Stay tuned for
the class
program,
Skill level:
Beginner, ages
8 and up.

CL-
JUST2
Friday

December
15, 2017

6:00-9:00Pm
(Evening
class)

Stay tuned for
the class
program,
Skill level:
Beginner, ages
8 and up.

Classes
Quilting

Make certain that you pay attention to the store’s Website and eMails.

Upcoming classes are being added here as information becomes available. Stay tuned for updates. Thank you!

Beginners—Start to Finish \$80

Instructor: Sonja Shogren

CL-
begstart- August 10:00Am
Aug 12, 19 -4:30Pm
Saturday(s) 2017 (Full-Day
) class)

CL-
begstart- Novembe 10:00Am
Nov r 11, 18 -4:30Pm
Saturday(s) 2017 (Full-Day
) class)

**Approx. 39” x 42”
(Class Sample)**



(Recent Student's Pieces)



There will not be a Wednesday Evening
Beginners—Start to Finish class this
Summer/Fall 2017.

If you always have wanted to learn how to make a quilt - come and join us for four relaxing Tuesday mornings - or, two relaxing Saturdays.

This class will teach you how to make a quilt from start to finish, including straight-line machine quilting and finishing the quilt with a binding. This is a true beginner's class.

This is an ideal class for "busy" people -- almost no homework! Also, a good class for a young person who is experimenting to see if he/she enjoys sewing.

Note: This class requires that you have a sewing machine, at home, for any necessary homework.

Skill level - Beginner

Gelato \$90

Instructor: Sonja Shogren

CL-xxxx	August	10:00Am
Tuesday(s)	t 1, 8,	-1:00Pm
	22	(Morning
	2017	class)

CL-Gelato	August	6:00-
Wednesday(s)	t 9,	9:00Pm
)	16, 30	(Evening
	2017	class)

46"x46"
(Class Sample)



The pattern is fascinating to me and, even better: It is not complicated to sew. I chose for the class sample the Ombre fabric *Gelato*. Colorful florals or batiks would be great, as well. Come and see how your creation magically falls into place. (Homework is required).

Skill level - Advanced Beginner and Above

North-South Bound \$90

Instructor: Sonja Shogren

44"x65"
(Class Sample)



(A Previous Class Student's Pieces after Final Session)



CL-north-south Tuesday(s)	October 24, November 7, 14 2017	10:00Am -1:00Pm (Morning class)
------------------------------	---	--

CL-north-south Wednesday(s))	October 18, November 1, 8 2017	6:00- 9:00Pm (Evening class)
-------------------------------------	--	---------------------------------------

You could design your own quilt - or, you might adopt the class sample. We make the quilt using three different blocks - using lots of colors, offering you flexibility while allowing you to challenge your imagination!

Skill level - Advanced Beginner and Above

Design Workshop (Part-2) \$30


Instructor: Sonja Shogren

CL- DESIGNW S Wednesda y(s)	June 7, July 5, August 2, Septemb er 6 2017	10:00A m- 1:00Pm (Mornin g class)
---	---	---

We continue working on a “contemporary” quilt that uses traditional quilt blocks. Lots of homework..... This class is not for beginners.

Skill level - Intermediate and above

Your Piece Will Be Designed by YOU with My Help!



(2017 Design Workshop - Some Work!)



French Fold Binding \$30

Instructor: Sonja Shogren

CL-BIND	Novevember	6:00-9:00Pm
Wednesday	29	(Evening class)

Do you have a quilt at home that is ***almost finished*** -- and you need help with the binding? Let's finish it together. Please note: The quilt must already be quilted to take this class.



You learn how to do the binding with classic mitered French Fold corners. Machine and Hand Sewing is involved.

Skill level - All

Dog Days of Summer \$55 plus pattern

Instructor: Debi Balogh

CL-xxxx	July	10:00Am-
Thursday(s)	24, 31	1:00Pm
	2017	(Morning class)

Another beautiful art quilt by McKenna Ryan. You can choose to do just one block or the entire quilt. Her applique captures the beauty of nature and animals. It is a simple, raw edge applique with easy to follow patterns.



This is for all skill levels.

Pattern: "Dog Days of Summer " by McKenna Ryan

Skill level - Beginner and Above

My Kinda Town \$55 plus pattern

Instructor: Debi Balogh

CL-xxxx	August	10:00Am-
Friday(s)	11, 25	1:00Pm
	2017	(Morning class)



This is an exciting paper piecing project! You can choose to do just one block for a cute wall-hanging or do the entire quilt! Left over assorted scraps and assorted background fabrics can be used in this quilt.

This is a project for all quilters.

Pattern: "My Kinda Town" by Peggy Larsen

Skill level - Beginner and Above

Animal Collage Quilts \$55 plus pattern

Instructor: Debi Balogh

CL-xxxx	August	6:00-9:00Pm
Tuesday(s)	8, 22	(Evening
	2017	class)

These are wonderful animal collage art quilts created from patterns designed by Laura Heine. No two will look alike! Pick your favorite out (if the store doesn't have your pattern they can order it) and it will be made by fussy cutting flowers, leaves, paisleys, butterflies, bird or whatever you want to use in them!

Pattern: (Of your choice) by Laura Heine

Skill level - Beginner and Above



Millefiori the Easy Way \$25 plus book

Instructor: Shirley Usry

CL-xxxx Friday(s)	July 28, August 18 2017	10:30Am – 12:00 Pm (Morning Class)
----------------------	-------------------------------	---



Everyone is talking about Millefiori or La Passacaglia quilts. Let Shirley demystify and share her insight and experience as you see how the pieces fit together with different variations.

This quilt is hand-pieces with a running stitch. It’s very portable and stash and scrap friendly.

You can make your piece as large as you want it to be.

Skill level - Beginner

Christmas Tree \$50

Instructor: Amy O'Donnell

CL-xxxxx Saturday	October 28	10:00-4:00Pm (Full-Day class)
----------------------	---------------	----------------------------------

Small Tree: 8.5 inches high
Large tree: 16 inches high

Kick off the 2017 Holiday Sewing Season with these fun Christmas trees made out of 2.5 inch strips and batting scraps. These trees make great gifts, or can be a perfect addition to your own holiday decor. One package of strips makes two sets of trees. Small tree is 8.5 inches high, large tree is 16 inches high.



Must have a sewing machine capable of stitching through multiple layers of fabric and batting, a good straight stitch and zig zag stitch required. Must have experience using the machine to sew on quilt binding, also hand sewing required.

This is a single all day class which will last from 10am-4pm. Please bring your lunch so that we can keep the momentum going and get as much done as possible!

Skill level - Advanced Beginner

Leave the Light On \$65 plus Pattern

Instructor: Amy O'Donnell

CL-xxxxx	October 11,	10:00-2:00Pm (Mid-
Wednesday(s)	25	Day class)

Here's a challenging but very rewarding project to enhance your holiday decor. You won't want to give this one away.

Fabric holiday house is made of 2.5 inch strips fused onto Bosal pre-cut forms specific to this project. Sides and roof are attached to lining pieces and bound, then hand sewn together. Finished house measures 8 x 8 x 5 inches.

This project is for advanced beginner and intermediate / advanced sewers. Maximum of 6 students, must have experience using fusibles, sewing on binding by machine, and hand sewing.

This class consists of two sessions and has many steps. Not difficult but time consuming.

Please bring your lunch so that we can keep the momentum going and get as much done as possible!

Skill level - Advanced Beginner

8" x 8" x 5"



Hexagon Table Topper \$40 plus Pattern

Instructor: Amy O'Donnell

CL-xxxxx	November	10:00-2:00Pm
Wednesday	8	(Mid-Day class)



This is a quick and fun project that can be made as a seasonal item, or to coordinate with your own personal decor.

These make great hostess gifts when paired with a candle or some cookies, or even on their own.

You can increase or decrease the size as desired, or depending on how much fabric you have. Once you have made one, you won't be able to stop! Great way to use leftover fabric.

Great project for all skill levels.

Please bring your lunch so that we can keep the momentum going and get as much done as possible!

Skill level - Beginner and up

Holiday Table Runner \$45 plus Book

Instructor: Amy O'Donnell

CL-xxxxx Wednesday	December 6	10:00-2:00Pm (Mid-Day class)
-----------------------	---------------	---------------------------------

Using the "Vanilla Creme Table Runner" pattern from the book Cozy Modern Quilts by: Kim Schaefer, we will use precut 2.5 inch strips to make a 20 x 44 inch table runner.

Use holiday fabric or the fabric of your choice.

This is a perfect project for beginners, and a great way to use up leftover strips from the Aunties Two holiday projects.

In class, we will assemble the table runner top - creating the quilt sandwich, quilting, and binding will be done on your own, although Amy will be happy to help you get started on finishing if we have time.

Please bring your lunch so that we can keep the momentum going and get as much done as possible!

Note: We are planning to use this same book for another project in early 2018 - I will be teaching a class on the "Carousel Lap Quilt",

so you potentially could use this book again. There are many great projects in this book, could even be doing more from it in 2018 - highly recommend.

Skill level - Beginner and up

Drunkard Path \$70 plus Pattern

Instructor: Stephanie Pennington-Grant

Wall-hanging size and up



CL-xxxxx	September	10:00-3:00Pm (Full Mid-
Saturday	30	Day class)

Gain comfort with curved piecing. This class will share the ease of curve piecing, while helping you learn the Drunkards Path Block. The block placement is so versatile; you will be able to design several layouts for your quilt.

Skill level - Advanced Beginner

Mastering your BSR - BERNINA Stitch Regulator \$20

Instructor: Sue Miskovic

CL-xxxxx	Monday	September 11	10:00am-12:00Pm (Morning class)
----------	--------	--------------	---------------------------------

Now that you have a BSR let me show you how to use it. The Bernina Stitch Regulator is the best tool for free motion quilting. This hands on class is designed to familiarize you with the operation of the Bernina Stitch Regulator (BSR).

Skill level - Beginner